



BY-MC2 Conference Microphone

Thank you for choosing the BOYA BY-MC2 !

In order to ensure you have a good experience, please read this manual thoroughly and retain it for future reference.

Product Overview

The BOYA BY-MC2 is a compact conference microphone that features three audio capsules, and is capable of capturing sound in a 20 ft. radius, with 180-degree coverage. It's the ideal choice for video conferencing because it can simultaneously pickup all voices within the effective range. The device output uses a USB interface that can be connected directly to a desktop or laptop computer for easy use in conference rooms, seminars and others occasions.

Contents:

- 1. BY-MC2 microphone body – 1 pcs
2. USB to MINI USB cable (2 meter) – 1 pcs
3. Manual – 1 pcs

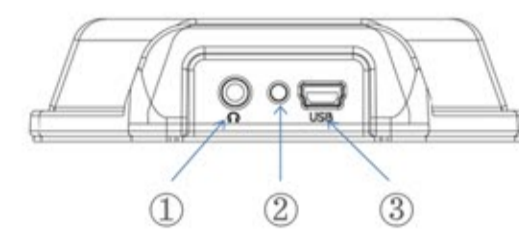
2

Features:

- Outstanding sound quality
• Built-in headphone/speaker monitoring jack
• Mac and Windows Compatible
• Plug and Play
• No Drivers and batteries Needed
• LED indicator
• Durable Aluminum Alloy casing
• Includes 2m (6ft) USB cable

Panel Features and Indicators:

- ① Headphone jack
② Indicator light
③ Mini-USB audio output and power supply port



3

Technical Specifications:

- Transducer Type: Condenser
Polar Pattern: Cardioid
Frequency response: 35Hz- 18K Hz
Output Impedance: 300 Ohm
Sensitivity: -42dB +/- 1dB / 0dB=1V/Pa, 1kHz
Output: Balanced
Effective pickup distance: About 5M (16ft.)
Power supply: USB (5V)
Monitor Mode: 3.5MM audio jack
Audio input: USB
Indicator Light: Green
Size: 117 * 97 * 24mm (4.6* 3.8 * 0.94 ft.)
Weight: 250g (8.8oz)

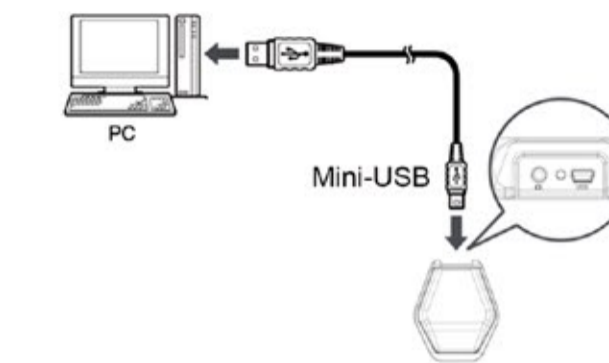
Installation/ Setup

The BOYA BY-MC2 is a USB device, which means this is a plug and play microphone. It will interface with any computer without any special drivers. The BOYA BY-MC2 operates with both USB 2.0 (high speed USB) and USB 1.1 data buses.

4

How to use:

- 1. Connect USB with computer, the other side Mini-USB to microphone "USB" Port.
2. Select the microphone as the default audio device, go to: Start menu->Control Panel->Sounds and Audio Devices.
3. When the BOYA BY-MC2 is connected to a computer via USB cable for the first time, the computer will show "Found New Hardware wizard", follow the instructions onscreen to complete installing drivers for the BOYA BY-MC2.
4. The above may need to be repeated when connecting to a new computer or another port on the same computer.
5. When BOYA BY-MC2 is connected to a computer for the first time, the default digital system volume is a medium setting, this may be change through the computer.



5

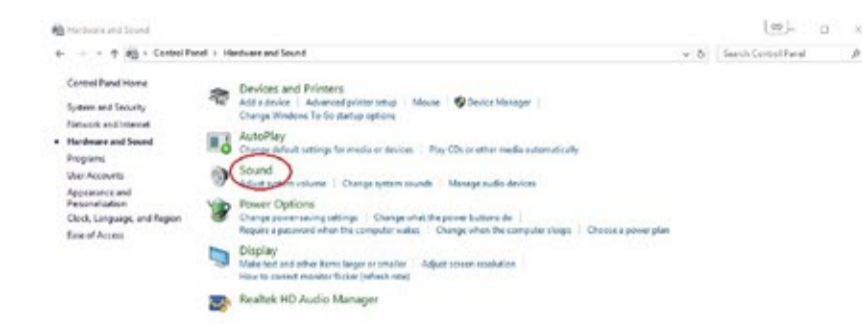
To Change the volume of the sound playback from the BOYA BY-MC2, click on the volume botton in the Sound playback section. The headphone playback volume can be changed by moving the speaker fader up or down.

Note: If your screen doesn't display a microphone volume control, please follow the below steps:

A. Go to "Control Panel" >> "Hardware and Sound"

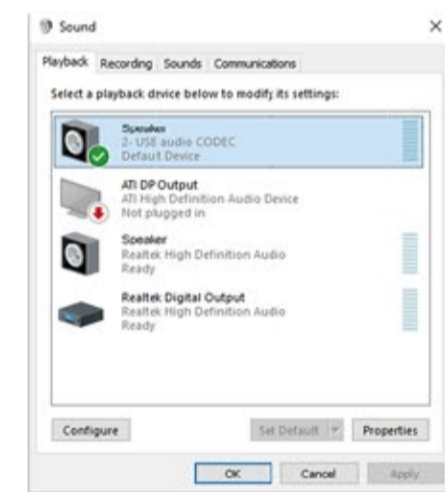


B. Select "Sound"



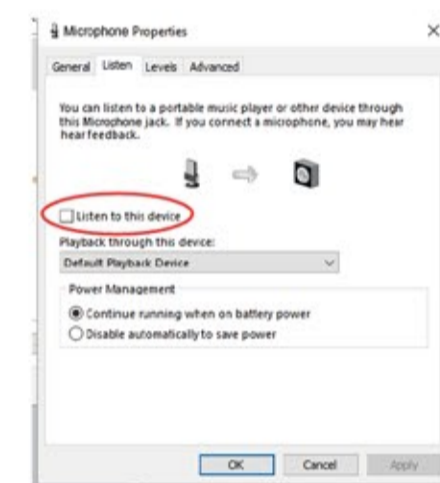
6

C. Select "USB audio CODEC" and click "OK"



Under "Microphone Properties" "Settings"

(1)

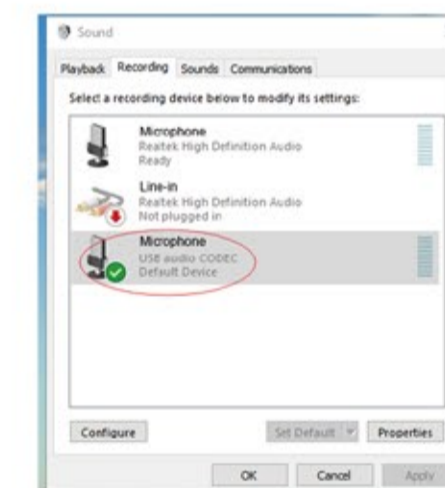


Under Speaker Properties Settings

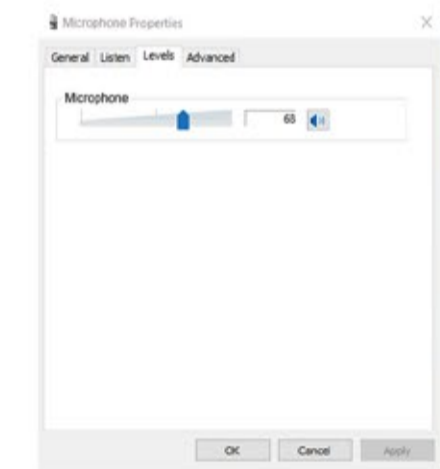
(1)



D. Select the microphone and click "OK"

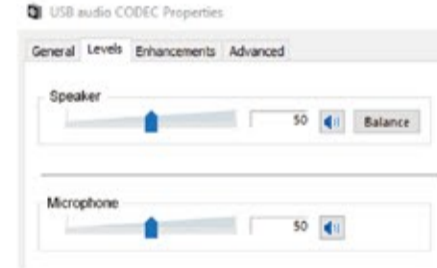


(2)



8

(2)

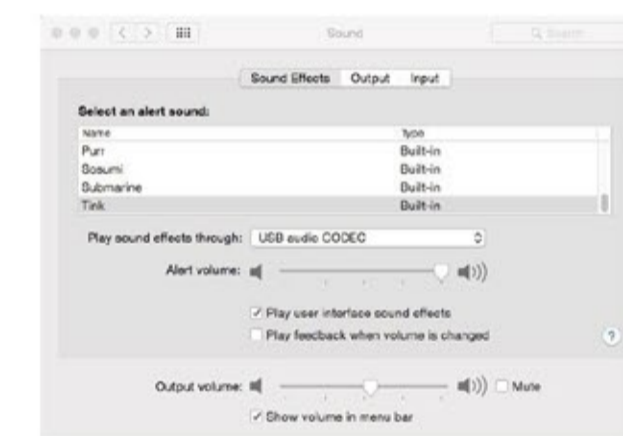


If there is any difference between computer and instruction, please refer to actual condition.

9

3. Setup for Apple System

- ① Connect the BOYA BY-MC2 to an unused USB port on your computer.
② Apple Icon-->System Preferences-->Sound Icon



The monitoring function of BY-MC2 not compatible with Apple MAC OS system .

10

③



④



11

IMPORTANT

- If you do not intend to use the conference microphone for a long period time, please remove the USB cable.
• Do not touch the microphone while recording, as this will cause noise to be recorded.
• Do not let the microphone close to high-voltage equipment or to devices that emit strong electromagnetic fields, otherwise, it may cause the noise to be recorded.
• Do not use or leave the microphone in hot, humid places.

MAINTENANCE

- Do not operate the device with wet hands or feet.
• Clean the equipment only in the way described in the instructions for use.

BOYA AUDIO EQUIPMENT (SHENZHEN) CO., LIMITED
Add: A16 building, New Material Industrial Park of Silicon Valley Power, Guanlan Town, Shenzhen, China
Tel: (86)0755-28435910
Email: sales@boya-msc.com

jiayz 深圳市长丰影像器材有限公司

Table with 6 columns: Product/Part Name, BY-MC2 Manual, Ratio, 1:1, Version, V03; Engineering Drawing, BY-MC2 Manual V03, Material Description, 105g double copper paper, front and back, embossed; Material Number, 1F14015BY0052, Dimension/Quantity, Dimension: 582x110mm, 1PCS; Drafter/Date, Wu Mengmeng/2017-4-1, Audit/Date